



Officials: Lee Cassell, Bert Smith, AJ Desai

Stanford - 71

Record: 9-4 (1-1)

NO.	Name	Min	FG			Rebounds			Fouls		TP	AS	TO	ST	Blocks		+/-
			M-A	3P	FT	OR	DR	TOT	PF	FD					BS	BA	
42	Maxime Raynaud	F 35:03	7-17	0-6	0-0	2	11	13	1	2	14	1	3	0	2	2	-19
52	Aidan Cammann	F 24:08	2-3	1-1	0-0	3	2	5	4	1	5	1	1	1	1	1	-11
4	Oziyah Sellers	G 35:54	7-9	2-3	4-4	1	3	4	1	3	20	0	2	0	0	0	-13
11	Ryan Agarwal	G 20:35	2-6	1-3	0-0	2	1	3	2	1	5	1	0	0	0	0	-13
21	Jaylen Blakes	G 34:57	4-12	1-4	4-5	0	1	1	4	4	13	5	7	2	0	1	-7
10	Chisom Okpara	10:55	1-6	0-0	1-1	1	1	2	4	1	3	0	2	2	0	1	-1
5	Benny Gealer	14:16	1-4	1-3	0-0	0	1	1	0	1	3	0	0	1	0	1	-8
3	Tallis Toure	08:36	1-1	0-0	2-2	0	0	0	2	1	4	0	1	0	0	0	3
33	Evan Stinson	11:18	1-2	0-1	0-0	1	1	2	2	0	2	0	1	0	0	0	-2
0	Anthony Batson Jr.	02:27	1-1	0-0	0-0	0	0	0	0	0	2	0	0	0	1	0	0
24	Jaylen Thompson	01:52	0-0	0-0	0-0	0	0	0	0	0	0	0	0	0	0	0	1
Team						4	1	5			0						
Totals			27-61	6-21	11-12	14	22	36	20	14	71	8	17	6	4	6	-14

Shooting By Period		
1 st FG%	15-33	45.5%
3PT%	4-12	33.3%
FT%	7-7	100%
2 nd FG%	12-28	42.9%
3PT%	2-9	22.2%
FT%	4-5	80%
GMFG%	27-61	44.3%
3PT%	6-21	28.6%
FT%	11-12	91.7%

Dead Ball Rebounds: 0, 0

Technical Fouls: NONE

Clemson - 85

Record: 11-3 (3-0)

NO.	Name	Min	FG			Rebounds			Fouls		TP	AS	TO	ST	Blocks		+/-
			M-A	3P	FT	OR	DR	TOT	PF	FD					BS	BA	
0	Viktor Lakhin	F 21:56	4-6	1-1	2-2	3	4	7	2	4	11	2	1	3	5	0	14
4	Ian Schieffelin	F 24:57	1-6	0-1	2-2	2	2	4	3	2	4	2	1	0	0	2	2
7	Chauncey Wiggins	F 31:13	6-11	4-5	1-2	0	5	5	0	1	17	0	1	0	1	0	4
1	Chase Hunter	G 35:37	7-15	2-4	6-6	1	1	2	3	4	22	2	0	2	0	1	9
11	Jaeden Zackery	G 37:03	6-13	0-5	4-5	1	4	5	1	5	16	6	3	4	0	1	12
2	Dillon Hunter	19:38	1-1	0-0	4-4	1	1	2	2	2	6	1	2	6	0	0	12
6	Myles Foster	08:15	2-2	0-0	2-3	0	1	1	2	2	6	0	0	0	0	0	6
10	Del Jones	00:57	0-0	0-0	0-0	0	0	0	0	0	0	0	2	0	0	0	-2
14	Christian Reeves	04:05	0-1	0-0	0-0	0	1	1	0	0	0	0	0	0	0	0	-4
3	Jake Heidbreder	16:20	1-3	1-3	0-0	0	1	1	1	0	3	1	0	1	0	0	17
Team						3	1	4			0						
Totals			28-58	8-19	21-24	11	21	32	14	20	85	14	10	16	6	4	14

Shooting By Period		
1 st FG%	15-30	50.0%
3PT%	4-9	44.4%
FT%	9-11	81.8%
2 nd FG%	13-28	46.4%
3PT%	4-10	40.0%
FT%	12-13	92.3%
GMFG%	28-58	48.3%
3PT%	8-19	42.1%
FT%	21-24	87.5%

Dead Ball Rebounds: 0, 0

Technical Fouls: NONE

	STA	CU
Biggest lead	8 (1 st 17:10)	16 (2 nd 1:52)
Best Scoring Run	10 (1 st 10:45)	10 (2 nd 11:46)
Lead Changes	5	
Times Tied	10	
Time with Lead	13:12	21:49

	STA	CU
Points from		
Turnovers	16	25
Paint	32	34
Second Chance	13	15
Fast Breaks	0	12
Bench	14	15

	Period by Period Scoring		
	1st	2nd	TOT
STA	41	30	71
CU	43	42	85



Period 1

Period Starters:

CU	0 Lakhin V	1 Hunter C	4 Schieffelin I	7 Wiggins C	11 Zackery J
STA	4 Sellers O	11 Agarwal R	21 Blakes J	42 Raynaud M	52 Cammann A

Game Time	CU	Score	Diff	STA
20:00	0 LAKHIN V jumpball lost			42 RAYNAUD M jumpball won
19:34		0-2	-2	4 SELLERS O 2pt FG outside the paint, jump shot made (2)
19:18	1 HUNTER C 2pt FG outside the paint, jump shot missed			
19:16				52 CAMMANN A defensive rebound (1)
19:03		0-4	-4	42 RAYNAUD M 2pt FG in the paint, dunk, made (2)
19:03				21 BLAKES J assist (1)
18:40	0 LAKHIN V 2pt FG in the paint, layup missed			
18:38				42 RAYNAUD M defensive rebound (1)
18:30		0-7	-7	21 BLAKES J 3pt FG , jump shot made (3)
18:19	1 HUNTER C 2pt FG in the paint, layup made (2)	2-7	-5	
18:19	4 SCHIEFFELIN I assist (1)			
17:52				21 BLAKES J 2pt FG outside the paint, jump shot missed
17:48				11 AGARWAL R offensive rebound (1)
17:48				11 AGARWAL R 2pt FG second chance in the paint, tip-in layup missed
17:47	4 SCHIEFFELIN I defensive rebound (1)			
17:44	11 ZACKERY J 2pt FG in the paint, layup made (2)	4-7	-3	
17:44	11 ZACKERY J foul drawn (1)			4 SELLERS O foul shooting (1 - 1)
17:44	11 ZACKERY J free throw 1 - 1 made (3)	5-7	-2	
17:30		5-10	-5	52 CAMMANN A 3pt FG , jump shot made (3)
17:30				11 AGARWAL R assist (1)
17:18	4 SCHIEFFELIN I 2pt FG in the paint, layup missed			
17:16				42 RAYNAUD M defensive rebound (2)
17:10		5-13	-8	4 SELLERS O 3pt FG , jump shot made (5)
17:10				21 BLAKES J assist (2)
16:55	1 HUNTER C 2pt FG in the paint, layup missed			
16:55	offensive rebound (2)			
16:35	7 WIGGINS C 2pt FG second chance outside the paint, jump shot made (2)	7-13	-6	
16:35	11 ZACKERY J assist (1)			
16:15				21 BLAKES J 3pt FG , jump shot missed
16:15	defensive rebound (3)			
15:55	0 LAKHIN V 3pt FG , jump shot made (3)	10-13	-3	
15:55	1 HUNTER C assist (1)			
15:31	11 ZACKERY J steal (1)			21 BLAKES J turnover lost ball (1)
15:31	Timeout media			
15:17	0 LAKHIN V turnover lost ball (1)			52 CAMMANN A steal (1)
15:01				42 RAYNAUD M 2pt FG from turnover in the paint, layup missed
14:57	0 LAKHIN V defensive rebound (1)			
14:53	11 ZACKERY J 3pt FG , jump shot missed			
14:52	2 HUNTER D offensive rebound (1)			
14:33	4 SCHIEFFELIN I 3pt FG second chance, jump shot missed			
14:31				42 RAYNAUD M defensive rebound (3)



Game Time	CU	Score	Diff	STA
14:07	2 HUNTER D steal (1)			10 OKPARAC turnover lost ball (1)
14:03	0 LAKHIN V 2pt FG fast break from turnover in the paint, layup made (5)	12-13	-1	
14:03	11 ZACKERY J assist (2)			
14:03	0 LAKHIN V foul drawn (1)			21 BLAKES J foul shooting (1 - 2)
14:03	0 LAKHIN V free throw fast break 1 - 1 made (6)	13-13	0	
13:46		13-15	-2	11 AGARWAL R 2pt FG in the paint, floating jump shot made (2)
13:35	11 ZACKERY J 2pt FG in the paint, layup made (5)	15-15	0	
13:12				11 AGARWAL R 3pt FG , jump shot missed
13:10	2 HUNTER D defensive rebound (2)			
13:07	1 HUNTER C 3pt FG , jump shot missed			
13:05				11 AGARWAL R defensive rebound (2)
12:45				42 RAYNAUD M 3pt FG , jump shot missed
12:43	7 WIGGINS C defensive rebound (1)			
12:39	1 HUNTER C 2pt FG fast break in the paint, layup made (4)	17-15	2	
12:24		17-17	0	10 OKPARAC 2pt FG in the paint, layup made (2)
12:24	4 SCHIEFFELIN I foul shooting (1 - 1)			10 OKPARAC foul drawn (1)
12:24		17-18	-1	10 OKPARAC free throw 1 - 1 made (3)
12:15	10 JONES D turnover bad pass (1)			5 GEALER B steal (1)
11:59		17-20	-3	4 SELLERS O 2pt FG from turnover outside the paint, jump shot made (7)
11:39	10 JONES D turnover lost ball (2)			
11:39	Timeout media			
11:25		17-23	-6	5 GEALER B 3pt FG from turnover, jump shot made (3)
11:25				21 BLAKES J assist (3)
10:56	11 ZACKERY J turnover lost ball (1)			10 OKPARAC steal (1)
10:45	1 HUNTER C foul shooting (1 - 2)			3 TOURE T foul drawn (1)
10:45		17-24	-7	3 TOURE T free throw 1 - 2 made (1)
10:45		17-25	-8	3 TOURE T free throw 2 - 2 made (2)
10:36	1 HUNTER C foul drawn (1)			3 TOURE T foul shooting (1 - 3)
10:36	1 HUNTER C free throw 1 - 2 made (5)	18-25	-7	
10:36	1 HUNTER C free throw 2 - 2 made (6)	19-25	-6	
10:22				5 GEALER B 3pt FG , jump shot missed
10:21				10 OKPARAC offensive rebound (1)
10:21				10 OKPARAC 2pt FG second chance in the paint, tip-in layup missed
10:21	0 LAKHIN V defensive rebound (2)			
10:21	0 LAKHIN V foul drawn (2)			10 OKPARAC foul personal (1 - 4)
10:07	3 HEIDBREder J 3pt FG , jump shot made (3)	22-25	-3	
10:07	0 LAKHIN V assist (1)			
09:42				52 CAMMANN A 2pt FG in the paint, dunk, blocked
09:42	0 LAKHIN V block (1)			
09:42	6 FOSTER M defensive rebound (1)			
09:42	jump ball situation			
09:29	1 HUNTER C foul drawn (2)			52 CAMMANN A foul personal (1 - 5)
09:18	3 HEIDBREder J 3pt FG , jump shot missed			
09:17	11 ZACKERY J offensive rebound (1)			
09:17	11 ZACKERY J 2pt FG second chance in the paint, layup made (7)	24-25	-1	
09:17	11 ZACKERY J foul drawn (2)			11 AGARWAL R foul shooting (1 - 6)



Stanford at Clemson

01/01/25 Littlejohn Coliseum, Clemson
2024-25 Clemson Men's Basketball

Officials: Lee Cassell, Bert Smith, AJ Desai

Game Time	CU	Score	Diff	STA
09:17	11 ZACKERY J free throw 1 - 1 made (8)	25-25	0	
08:59		25-27	-2	21 BLAKES J 2pt FG in the paint, layup made (5)
08:40	1 HUNTER C 2pt FG outside the paint, jump shot made (8)	27-27	0	
08:40	0 LAKHIN V assist (2)			
08:25	0 LAKHIN V foul shooting (1 - 3)			21 BLAKES J foul drawn (1)
08:25		27-28	-1	21 BLAKES J free throw 1 - 2 made (6)
08:25		27-29	-2	21 BLAKES J free throw 2 - 2 made (7)
08:08	4 SCHIEFFELIN I 2pt FG in the paint, jump shot blocked			
08:08				42 RAYNAUD M block (1)
08:07				4 SELLERS O defensive rebound (1)
07:44		27-31	-4	42 RAYNAUD M 2pt FG in the paint, turnaround jump shot made (4)
07:26	0 LAKHIN V 2pt FG in the paint, layup missed			
07:25	0 LAKHIN V offensive rebound (3)			
07:25	Timeout media			
07:15	11 ZACKERY J 3pt FG second chance, jump shot missed			
07:13	4 SCHIEFFELIN I offensive rebound (2)			
06:58	4 SCHIEFFELIN I 2pt FG second chance in the paint, layup blocked			
06:58				42 RAYNAUD M block (2)
06:58	offensive rebound (13)			
06:57	7 WIGGINS C 3pt FG second chance, jump shot made (5)	30-31	-1	
06:57	11 ZACKERY J assist (3)			
06:36				4 SELLERS O 3pt FG , jump shot missed
06:34	3 HEIDBREder J defensive rebound (1)			
06:22	7 WIGGINS C 2pt FG outside the paint, turnaround jump shot missed			
06:18				42 RAYNAUD M defensive rebound (4)
06:10				21 BLAKES J 2pt FG in the paint, layup missed
06:08				52 CAMMANN A offensive rebound (2)
06:06				11 AGARWAL R 3pt FG second chance, jump shot missed
06:04				4 SELLERS O offensive rebound (2)
06:03		30-33	-3	4 SELLERS O 2pt FG second chance in the paint, layup made (9)
05:31	11 ZACKERY J 2pt FG outside the paint, jump shot missed			
05:29				42 RAYNAUD M defensive rebound (5)
05:08	4 SCHIEFFELIN I foul personal (2 - 4)			42 RAYNAUD M foul drawn (1)
05:05	3 HEIDBREder J foul personal (1 - 5)			11 AGARWAL R foul drawn (1)
05:04				10 OKPARAC turnover lost ball (2)
04:44	1 HUNTER C 2pt FG from turnover in the paint, layup missed			
04:44	0 LAKHIN V offensive rebound (4)			
04:44	0 LAKHIN V 2pt FG from turnover second chance in the paint, tip-in layup made (8)	32-33	-1	
04:44	0 LAKHIN V foul drawn (3)			11 AGARWAL R foul shooting (2 - 7)
04:44	0 LAKHIN V free throw 1 - 1 made (9)	33-33	0	
04:29	2 HUNTER D steal (2)			21 BLAKES J turnover lost ball (2)
04:16	1 HUNTER C 3pt FG from turnover, jump shot made (11)	36-33	3	
04:15				Timeout 30 Sec
04:02				10 OKPARAC 2pt FG in the paint, layup missed
04:00	14 REEVES C defensive rebound (1)			



Stanford at Clemson

01/01/25 Littlejohn Coliseum, Clemson
2024-25 Clemson Men's Basketball

Game Time: 4:00 PM

Game Duration: 2:02

Attendance: 8,337

Officials: Lee Cassell, Bert Smith, AJ Desai

Game Time	CU	Score	Diff	STA
03:45	7 WIGGINS C 2pt FG outside the paint, jump shot made (7)	38-33	5	
03:26		38-35	3	42 RAYNAUD M2pt FG outside the paint, jump shot made (6)
03:09	2 HUNTER D turnover bad pass (1)			10 OKPARAC steal (2)
03:03				10 OKPARAC C 2pt FG from turnover in the paint, layup missed
02:59				42 RAYNAUD M offensive rebound (6)
02:59		38-37	1	42 RAYNAUD M2pt FG from turnover second chance in the paint, tip-in layup made (8)
02:55	Timeout 30 Sec			
02:33	0 LAKHIN V 2pt FG in the paint, layup made (11)	40-37	3	
02:14				42 RAYNAUD M3pt FG , jump shot missed
02:11	11 ZACKERY J defensive rebound (2)			
02:11	7 WIGGINS C turnover out of bounds (1)			
01:56	0 LAKHIN V steal (1)			42 RAYNAUD M turnover lost ball (1)
01:54	11 ZACKERY J turnover out of bounds (2)			
01:41		40-39	1	21 BLAKES J 2pt FG from turnover in the paint, layup made (9)
01:37	11 ZACKERY J foul drawn (3)			21 BLAKES J foul personal (2 - 8)
01:37	11 ZACKERY J 1&1 free throw 1 missed			
01:32				42 RAYNAUD M defensive rebound (7)
01:36	0 LAKHIN V foul loose ball (2 - 6)			42 RAYNAUD M foul drawn (2)
01:08				42 RAYNAUD M3pt FG , jump shot blocked
01:08	0 LAKHIN V block (2)			
01:04				11 AGARWAL R offensive rebound (3)
01:03				11 AGARWAL R 2pt FG second chance in the paint, layup missed
00:59				42 RAYNAUD M offensive rebound (8)
00:59				42 RAYNAUD M2pt FG second chance in the paint, tip-in layup missed
00:58	7 WIGGINS C defensive rebound (2)			
00:56	7 WIGGINS C foul drawn (1)			10 OKPARAC foul shooting (2 - 9)
00:56	7 WIGGINS C free throw 1 - 2 made (8)	41-39	2	
00:56	7 WIGGINS C free throw 2 - 2 missed			
00:55				42 RAYNAUD M defensive rebound (9)
00:38	6 FOSTER M foul shooting (1 - 7)			4 SELLERS O foul drawn (1)
00:38		41-40	1	4 SELLERS O free throw 1 - 2 made (10)
00:38		41-41	0	4 SELLERS O free throw 2 - 2 made (11)
00:11	2 HUNTER D foul drawn (1)			10 OKPARAC foul personal (3 - 10)
00:11	2 HUNTER D free throw 1 - 2 made (1)	42-41	1	
00:11	2 HUNTER D free throw 2 - 2 made (2)	43-41	2	
00:04	1 HUNTER C steal (1)			21 BLAKES J turnover lost ball (3)
END OF PERIOD				
CU 43-41 STA				



Official Basketball Box Score - First Half
Stanford at Clemson
 01/01/25 Littlejohn Coliseum, Clemson
 2024-25 Clemson Men's Basketball

Game Time: 4:00 PM
 Game Duration: 2:02
 Attendance: 8,337

Officials: Lee Cassell, Bert Smith, AJ Desai

Stanford - 41

NO.	Name	Min	FG			Rebounds			Fouls		TP	AS	TO	ST	Blocks		+/-
			M-A	3P	FT	OR	DR	TOT	PF	FD					BS	BA	
42	Maxime Raynaud	F 18:12	4-9	0-3	0-0	2	7	9	0	2	8	0	1	0	2	1	-8
52	Aidan Cammann	F 13:34	1-2	1-1	0-0	1	1	2	1	0	3	0	0	1	0	1	0
4	Oziyah Sellers	G 18:21	4-5	1-2	2-2	1	1	2	1	1	11	0	0	0	0	0	-1
11	Ryan Agarwal	G 15:38	1-5	0-2	0-0	2	1	3	2	1	2	1	0	0	0	0	-7
21	Jaylen Blakes	G 17:28	3-6	1-2	2-2	0	0	0	2	1	9	3	3	0	0	0	2
10	Chisom Okpara	07:00	1-4	0-0	1-1	1	0	1	3	1	3	0	2	2	0	0	-1
5	Benny Gealer	06:11	1-2	1-2	0-0	0	0	0	0	0	3	0	0	1	0	0	1
3	Tallis Toure	01:48	0-0	0-0	2-2	0	0	0	1	1	2	0	0	0	0	0	6
33	Evan Stinson	01:49	0-0	0-0	0-0	0	0	0	0	0	0	0	0	0	0	0	-2
Team						0	0	0			0						
Totals			15-33	4-12	7-7	7	10	17	10	7	41	4	6	4	2	2	-2

Shooting By Period		
1st FG%	15-33	45.5%
3PT%	4-12	33.3%
FT%	7-7	100%
GMFG%	15-33	45.5%
3PT%	4-12	33.3%
FT%	7-7	100.0%

Dead Ball Rebounds: 0, 0

Technical Fouls: NONE

Clemson - 43

NO.	Name	Min	FG			Rebounds			Fouls		TP	AS	TO	ST	Blocks		+/-
			M-A	3P	FT	OR	DR	TOT	PF	FD					BS	BA	
0	Viktor Lakhin	F 11:29	4-6	1-1	2-2	2	2	4	2	3	11	2	1	1	2	0	6
4	Ian Schieffelin	F 10:55	0-4	0-1	0-0	1	1	2	2	0	0	1	0	0	0	2	-2
7	Chauncey Wiggins	F 13:34	3-4	1-1	1-2	0	2	2	0	1	8	0	1	0	0	0	-3
1	Chase Hunter	G 19:15	4-8	1-2	2-2	0	0	0	1	2	11	1	0	1	0	0	5
11	Jaeden Zackery	G 19:38	3-6	0-2	2-3	1	1	2	0	3	8	3	2	1	0	0	0
2	Dillon Hunter	10:14	0-0	0-0	2-2	1	1	2	0	1	2	0	1	2	0	0	5
6	Myles Foster	04:44	0-0	0-0	0-0	0	1	1	1	0	0	0	0	0	0	0	-2
10	Del Jones	00:57	0-0	0-0	0-0	0	0	0	0	0	0	2	0	0	0	0	-2
14	Christian Reeves	02:52	0-0	0-0	0-0	0	1	1	0	0	0	0	0	0	0	0	-2
3	Jake Heidbreder	06:23	1-2	1-2	0-0	0	1	1	1	0	3	0	0	0	0	0	5
Team						2	1	3			0						
Totals			15-30	4-9	9-11	7	11	18	7	10	43	7	7	5	2	2	2

Shooting By Period		
1st FG%	15-30	50.0%
3PT%	4-9	44.4%
FT%	9-11	81.8%
GMFG%	15-30	50.0%
3PT%	4-9	44.4%
FT%	9-11	81.8%

Dead Ball Rebounds: 0, 0

Technical Fouls: NONE

	STA	CU
Biggest lead	8 (1 st 17:10)	5 (1 st 3:45)
Best Scoring Run	10 (1 st 10:45)	8 (1 st 14:03)
Lead Changes	3	
Times Tied	7	
Time with Lead	12:49	04:04

	STA	CU
Points from Turnovers	11	9
Paint	16	16
Second Chance	4	11
Fast Breaks	0	5
Bench	8	5

	Period by Period Scoring		
	1st	2nd	TOT
STA	41	30	71
CU	43	42	85



Period 2

Period Starters:

CU	0 Lakhin V	1 Hunter C	4 Schieffelin I	7 Wiggins C	11 Zackery J
STA	4 Sellers O	11 Agarwal R	21 Blakes J	42 Raynaud M	52 Cammann A

Game Time	CU	Score	Diff	STA
19:38		43-43	0	42 RAYNAUD M 2pt FG in the paint, jump shot made (10)
19:27	11 ZACKERY J 3pt FG , jump shot missed			
19:25				42 RAYNAUD M defensive rebound (10)
19:00		43-45	-2	42 RAYNAUD M 2pt FG outside the paint, jump shot made (12)
18:37	4 SCHIEFFELIN I foul drawn (1)			52 CAMMANN A foul shooting (2 - 1)
18:37	4 SCHIEFFELIN I free throw 1 - 2 made (1)	44-45	-1	
18:37	4 SCHIEFFELIN I free throw 2 - 2 made (2)	45-45	0	
18:06	0 LAKHIN V steal (2)			42 RAYNAUD M turnover lost ball (2)
17:59	4 SCHIEFFELIN I foul drawn (2)			52 CAMMANN A foul personal (3 - 2)
17:52	11 ZACKERY J 2pt FG from turnover in the paint, layup made (10)	47-45	2	
17:31				42 RAYNAUD M 2pt FG outside the paint, jump shot missed
17:29	4 SCHIEFFELIN I defensive rebound (3)			
17:23	1 HUNTER C 2pt FG outside the paint, jump shot missed			
17:21				4 SELLERS O defensive rebound (3)
17:06				42 RAYNAUD M 2pt FG in the paint, jump shot blocked
17:06	0 LAKHIN V block (3)			
17:01	0 LAKHIN V defensive rebound (5)			
16:52	4 SCHIEFFELIN I 2pt FG in the paint, layup missed			
16:50	0 LAKHIN V offensive rebound (6)			
16:51	jump ball situation			
16:46	11 ZACKERY J foul drawn (4)			10 OKPARA C foul shooting (4 - 3)
16:46	11 ZACKERY J free throw 1 - 2 made (11)	48-45	3	
16:46	11 ZACKERY J free throw 2 - 2 made (12)	49-45	4	
16:46				Timeout 30 Sec
16:32		49-47	2	21 BLAKES J 2pt FG in the paint, layup made (11)
16:32	1 HUNTER C foul shooting (2 - 1)			21 BLAKES J foul drawn (2)
16:32				21 BLAKES J free throw 1 - 1 missed
16:31	7 WIGGINS C defensive rebound (3)			
16:11	1 HUNTER C 2pt FG in the paint, jump shot missed			
16:10				42 RAYNAUD M defensive rebound (11)
15:55	11 ZACKERY J steal (2)			21 BLAKES J turnover lost ball (4)
15:55	11 ZACKERY J foul drawn (5)			21 BLAKES J foul personal (3 - 4)
15:54				Timeout media
15:31	7 WIGGINS C 3pt FG from turnover, jump shot made (11)	52-47	5	
15:31	1 HUNTER C assist (2)			
15:05		52-49	3	3 TOURE T 2pt FG in the paint, layup made (4)
14:53	11 ZACKERY J turnover lost ball (3)			21 BLAKES J steal (1)
14:53	jump ball situation			
14:37		52-52	0	4 SELLERS O 3pt FG from turnover, jump shot made (14)
14:37				21 BLAKES J assist (4)
14:11	7 WIGGINS C 2pt FG in the paint, hook shot missed			
14:09	4 SCHIEFFELIN I offensive rebound (4)			



Stanford at Clemson

01/01/25 Littlejohn Coliseum, Clemson
2024-25 Clemson Men's Basketball

Game Time	CU	Score	Diff	STA
14:08	4 SCHIEFFELIN I 2pt FG second chance in the paint, layup made (4)	54-52	2	
13:48	3 HEIDBREDER J steal (1)			42 RAYNAUD M turnover bad pass (3)
13:42	11 ZACKERY J 2pt FG from turnover in the paint, layup made (14)	56-52	4	
13:42	3 HEIDBREDER J assist (1)			
13:10				5 GEALER B 3pt FG , jump shot missed
13:08	7 WIGGINS C defensive rebound (4)			
13:07	1 HUNTER C foul drawn (3)			3 TOURE T foul shooting (2 - 5)
13:07	1 HUNTER C free throw 1 - 2 made (12)	57-52	5	
13:07	1 HUNTER C free throw 2 - 2 made (13)	58-52	6	
13:03	2 HUNTER D steal (3)			21 BLAKES J turnover lost ball (5)
13:02	3 HEIDBREDER J 3pt FG from turnover, jump shot missed			
13:00				21 BLAKES J defensive rebound (1)
13:00	4 SCHIEFFELIN I foul loose ball (3 - 2)			21 BLAKES J foul drawn (3)
12:34				4 SELLERS O 2pt FG outside the paint, jump shot missed
12:32	0 LAKHIN V defensive rebound (7)			
12:25	0 LAKHIN V foul drawn (4)			21 BLAKES J foul personal (4 - 6)
12:16	11 ZACKERY J 2pt FG in the paint, layup made (16)	60-52	8	
12:03	2 HUNTER D foul personal (1 - 3)			5 GEALER B foul drawn (1)
11:55	0 LAKHIN V steal (3)			52 CAMMANN A turnover bad pass (1)
11:46	2 HUNTER D 2pt FG from turnover in the paint, layup made (4)	62-52	10	
11:46				Timeout 30 Sec
11:32				21 BLAKES J 2pt FG in the paint, layup missed
11:31				52 CAMMANN A offensive rebound (3)
11:29		62-55	7	11 AGARWAL R 3pt FG second chance, jump shot made (5)
11:29				52 CAMMANN A assist (1)
11:12	6 FOSTER M 2pt FG in the paint, jump shot made (2)	64-55	9	
11:12	2 HUNTER D assist (1)			
10:53				42 RAYNAUD M 3pt FG , jump shot missed
10:51	11 ZACKERY J defensive rebound (3)			
10:46	6 FOSTER M foul drawn (1)			42 RAYNAUD M foul shooting (1 - 7)
10:46	6 FOSTER M free throw fast break 1 - 2 made (3)	65-55	10	
10:46	6 FOSTER M free throw fast break 2 - 2 made (4)	66-55	11	
10:41	2 HUNTER D foul personal (2 - 4)			4 SELLERS O foul drawn (2)
10:32				21 BLAKES J 2pt FG in the paint, layup missed
10:30				52 CAMMANN A offensive rebound (4)
10:30		66-57	9	52 CAMMANN A 2pt FG second chance in the paint, jump shot made (5)
10:19	6 FOSTER M 2pt FG in the paint, layup made (6)	68-57	11	
10:19	11 ZACKERY J assist (4)			
10:19	6 FOSTER M foul drawn (2)			52 CAMMANN A foul shooting (4 - 8)
10:19	6 FOSTER M free throw 1 - 1 missed			
10:18				42 RAYNAUD M defensive rebound (12)
09:55				21 BLAKES J 3pt FG , jump shot missed
09:53	11 ZACKERY J defensive rebound (4)			
09:48	7 WIGGINS C 3pt FG , jump shot made (14)	71-57	14	
09:48	11 ZACKERY J assist (5)			
09:31				42 RAYNAUD M 3pt FG , jump shot missed



Stanford at Clemson

01/01/25 Littlejohn Coliseum, Clemson
2024-25 Clemson Men's Basketball

Game Time: 4:00 PM

Game Duration: 2:02

Attendance: 8,337

Officials: Lee Cassell, Bert Smith, AJ Desai

Game Time	CU	Score	Diff	STA
09:29				offensive rebound (25)
09:29	6 FOSTER M foul loose ball (2 - 5)			52 CAMMANN A foul drawn (1)
09:15		71-59	12	33 STINSON E 2pt FG second chance in the paint, layup made (2)
09:15				42 RAYNAUD M assist (1)
08:44	11 ZACKERY J 3pt FG , jump shot missed			
08:42				4 SELLERS O defensive rebound (4)
08:34	2 HUNTER D steal (4)			21 BLAKES J turnover bad pass (6)
08:31	1 HUNTER C foul drawn (4)			33 STINSON E foul shooting (1 - 9)
08:31	1 HUNTER C free throw fast break 1 - 2 made (14)	72-59	13	
08:31	1 HUNTER C free throw fast break 2 - 2 made (15)	73-59	14	
08:02				42 RAYNAUD M 3pt FG , jump shot missed
08:02				offensive rebound (27)
07:48				10 OKPARAC 2pt FG second chance in the paint, jump shot blocked
07:48	7 WIGGINS C block (1)			
07:48				offensive rebound (28)
07:48	Timeout media			
07:47	1 HUNTER C foul shooting (3 - 6)			4 SELLERS O foul drawn (3)
07:47		73-60	13	4 SELLERS O free throw 1 - 2 made (15)
07:47		73-61	12	4 SELLERS O free throw 2 - 2 made (16)
07:30	7 WIGGINS C 2pt FG in the paint, layup missed			
07:28				33 STINSON E defensive rebound (1)
07:15		73-63	10	42 RAYNAUD M 2pt FG in the paint, hook shot made (14)
06:46	11 ZACKERY J 3pt FG , jump shot missed			
06:44	1 HUNTER C offensive rebound (1)			
06:39	7 WIGGINS C 2pt FG second chance in the paint, dunk, missed			
06:37				10 OKPARAC defensive rebound (2)
06:34				10 OKPARAC 2pt FG in the paint, layup missed
06:32				33 STINSON E offensive rebound (2)
06:31	2 HUNTER D steal (5)			33 STINSON E turnover lost ball (1)
06:26	1 HUNTER C 3pt FG fast break from turnover, jump shot made (18)	76-63	13	
06:26	4 SCHIEFFELIN I assist (2)			
06:07		76-65	11	4 SELLERS O 2pt FG outside the paint, jump shot made (18)
06:07				21 BLAKES J assist (5)
05:54	1 HUNTER C 2pt FG in the paint, jump shot made (20)	78-65	13	
05:39	jump ball situation			
05:39	11 ZACKERY J steal (3)			21 BLAKES J turnover lost ball (7)
05:32	4 SCHIEFFELIN I turnover bad pass (1)			21 BLAKES J steal (2)
05:31	11 ZACKERY J foul shooting (1 - 7)			21 BLAKES J foul drawn (4)
05:31		78-66	12	21 BLAKES J free throw 1 - 2 made (12)
05:31		78-67	11	21 BLAKES J free throw 2 - 2 made (13)
05:08	11 ZACKERY J 2pt FG in the paint, layup blocked			
05:08				52 CAMMANN A block (1)
05:07				defensive rebound (32)
04:58		78-69	9	4 SELLERS O 2pt FG in the paint, layup made (20)
04:53	Timeout 30 Sec			
04:32	7 WIGGINS C 3pt FG , jump shot made (17)	81-69	12	



Stanford at Clemson

01/01/25 Littlejohn Coliseum, Clemson
2024-25 Clemson Men's Basketball

Game Time: 4:00 PM

Game Duration: 2:02

Attendance: 8,337

Officials: Lee Cassell, Bert Smith, AJ Desai

Game Time	CU	Score	Diff	STA
04:32	11 ZACKERY J assist (6)			
04:04	1 HUNTER C steal (2)			4 SELLERS O turnover bad pass (1)
03:40	7 WIGGINS C 3pt FG from turnover, jump shot missed			
03:38				52 CAMMANN A defensive rebound (5)
03:33				33 STINSON E 3pt FG , jump shot missed
03:30	7 WIGGINS C defensive rebound (5)			
03:05	1 HUNTER C 3pt FG , jump shot missed			
03:01				42 RAYNAUD M defensive rebound (13)
02:56	11 ZACKERY J steal (4)			4 SELLERS O turnover bad pass (2)
02:46	1 HUNTER C 2pt FG from turnover in the paint, layup made (22)	83-69	14	
02:27				21 BLAKES J 2pt FG in the paint, layup blocked
02:27	0 LAKHIN V block (4)			
02:27				offensive rebound (35)
02:27	Timeout media			
02:13				21 BLAKES J 3pt FG second chance, jump shot missed
02:11	11 ZACKERY J defensive rebound (5)			
01:52	2 HUNTER D foul drawn (2)			33 STINSON E foul shooting (2 - 10)
01:52	2 HUNTER D free throw 1 - 2 made (5)	84-69	15	
01:52	2 HUNTER D free throw 2 - 2 made (6)	85-69	16	
01:36				5 GEALER B 2pt FG in the paint, layup blocked
01:36	0 LAKHIN V block (5)			
01:33	1 HUNTER C defensive rebound (2)			
01:13	1 HUNTER C 2pt FG in the paint, layup blocked			
01:13				0 BATSON JR. A block (1)
01:13	offensive rebound (32)			
01:12	2 HUNTER D turnover bad pass (2)			
00:59	2 HUNTER D steal (6)			3 TOURE T turnover lost ball (1)
00:38	14 REEVES C 2pt FG from turnover in the paint, hook shot missed			
00:36				5 GEALER B defensive rebound (1)
00:25		85-71	14	0 BATSON JR. A 2pt FG in the paint, layup made (2)
END OF GAME				
CU 85-71 STA				



Stanford at Clemson

01/01/25 Littlejohn Coliseum, Clemson
2024-25 Clemson Men's Basketball

Officials: Lee Cassell, Bert Smith, AJ Desai

Stanford - 30

NO.	Name	Min	FG			Rebounds			Fouls		TP	AS	TO	ST	Blocks		+/-
			M-A	M-A	M-A	OR	DR	TOT	PF	FD					BS	BA	
42	Maxime Raynaud	F 16:51	3-8	0-3	0-0	0	4	4	1	0	6	1	2	0	0	1	-11
52	Aidan Cammann	F 10:34	1-1	0-0	0-0	2	1	3	3	1	2	1	1	0	1	0	-11
4	Oziyah Sellers	G 17:33	3-4	1-1	2-2	0	2	2	0	2	9	0	2	0	0	0	-12
11	Ryan Agarwal	G 04:57	1-1	1-1	0-0	0	0	0	0	0	3	0	0	0	0	0	-6
21	Jaylen Blakes	G 17:29	1-6	0-2	2-3	0	1	1	2	3	4	2	4	2	0	1	-9
5	Benny Gealer	08:05	0-2	0-1	0-0	0	1	1	0	1	0	0	0	0	0	1	-9
10	Chisom Okpara	03:55	0-2	0-0	0-0	0	1	1	1	0	0	0	0	0	0	1	0
3	Tallis Toure	06:48	1-1	0-0	0-0	0	0	0	1	0	2	0	1	0	0	0	-3
33	Evan Stinson	09:29	1-2	0-1	0-0	1	1	2	2	0	2	0	1	0	0	0	0
0	Anthony Batson Jr.	02:27	1-1	0-0	0-0	0	0	0	0	0	2	0	0	0	1	0	0
24	Jaylen Thompson	01:52	0-0	0-0	0-0	0	0	0	0	0	0	0	0	0	0	0	1
Team						4	1	5			0		0				
Totals			12-28	2-9	4-5	7	12	19	10	7	30	4	11	2	2	4	-12

Shooting By Period		
2 nd FG%	12-28	42.9%
3PT%	2-9	22.2%
FT%	4-5	80%
GMFG%	12-28	42.9%
3PT%	2-9	22.2%
FT%	4-5	80.0%

Dead Ball Rebounds: 0, 0

Technical Fouls: NONE

Clemson - 42

NO.	Name	Min	FG			Rebounds			Fouls		TP	AS	TO	ST	Blocks		+/-
			M-A	M-A	M-A	OR	DR	TOT	PF	FD					BS	BA	
0	Viktor Lakhin	F 10:27	0-0	0-0	0-0	1	2	3	0	1	0	0	0	2	3	0	8
4	Ian Schieffelin	F 14:02	1-2	0-0	2-2	1	1	2	1	2	4	1	1	0	0	0	4
7	Chauncey Wiggins	F 17:39	3-7	3-4	0-0	0	3	3	0	0	9	0	0	0	1	0	7
1	Chase Hunter	G 16:22	3-7	1-2	4-4	1	1	2	2	2	11	1	0	1	0	1	4
11	Jaeden Zackery	G 17:25	3-7	0-3	2-2	0	3	3	1	2	8	3	1	3	0	1	12
10	Del Jones	00:00	0-0	0-0	0-0	0	0	0	0	0	0	0	0	0	0	0	0
3	Jake Heidbreder	09:57	0-1	0-1	0-0	0	0	0	0	0	0	1	0	1	0	0	12
2	Dillon Hunter	09:24	1-1	0-0	2-2	0	0	0	2	1	4	1	1	4	0	0	7
6	Myles Foster	03:31	2-2	0-0	2-3	0	0	0	1	2	6	0	0	0	0	0	8
14	Christian Reeves	01:13	0-1	0-0	0-0	0	0	0	0	0	0	0	0	0	0	0	-2
Team						1	0	1			0		0				
Totals			13-28	4-10	12-13	4	10	14	7	10	42	7	3	11	4	2	12

Shooting By Period		
2 nd FG%	13-28	46.4%
3PT%	4-10	40.0%
FT%	12-13	92.3%
GMFG%	13-28	46.4%
3PT%	4-10	40.0%
FT%	12-13	92.3%

Dead Ball Rebounds: 0, 0

Technical Fouls: NONE

	STA	CU
Biggest lead	2 (2 nd 19:00)	16 (2 nd 1:52)
Best Scoring Run	5 (2 nd 14:37)	10 (2 nd 11:46)
Lead Changes	2	
Times Tied	3	
Time with Lead	00:23	17:23

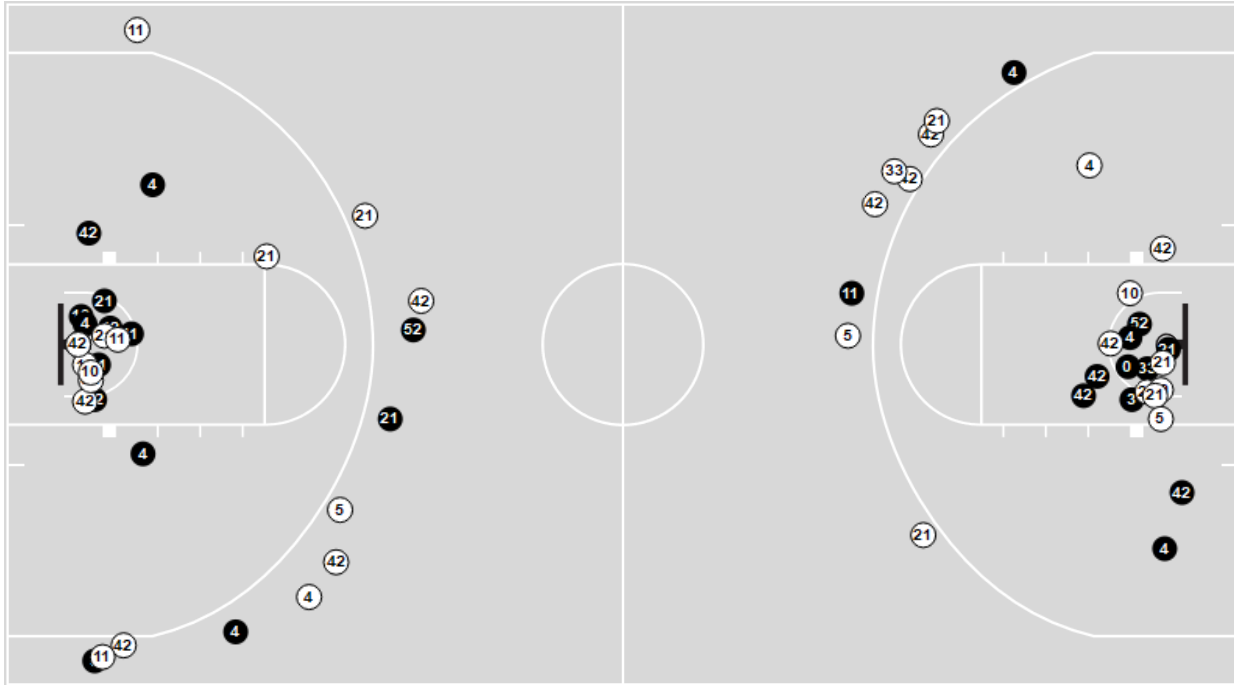
	STA	CU
Points from		
Turnovers	5	16
Paint	16	18
Second Chance	9	4
Fast Breaks	0	7
Bench	6	10

Period by Period Scoring			
	1st	2nd	TOT
STA	41	30	71
CU	43	42	85

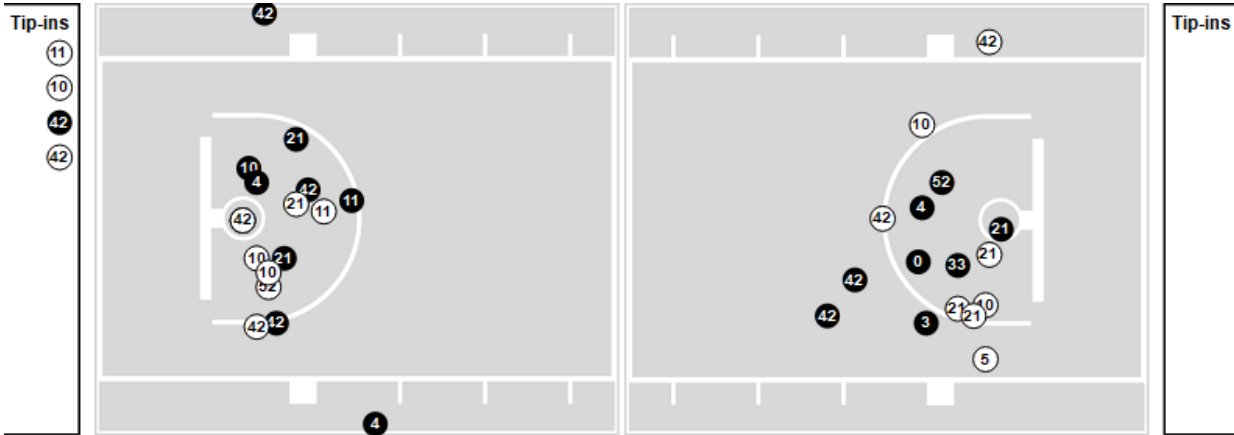


Players => All ; FG Types => All ; Results => All ;
Stanford

All Field Goals



Shots in the Paint



● Made ○ Missed N - Player Number

Stanford	M/A	%
Field Goals	27/61	44
2 Points	21/40	52
3 Points	6/21	29
Free Throws	11/12	92

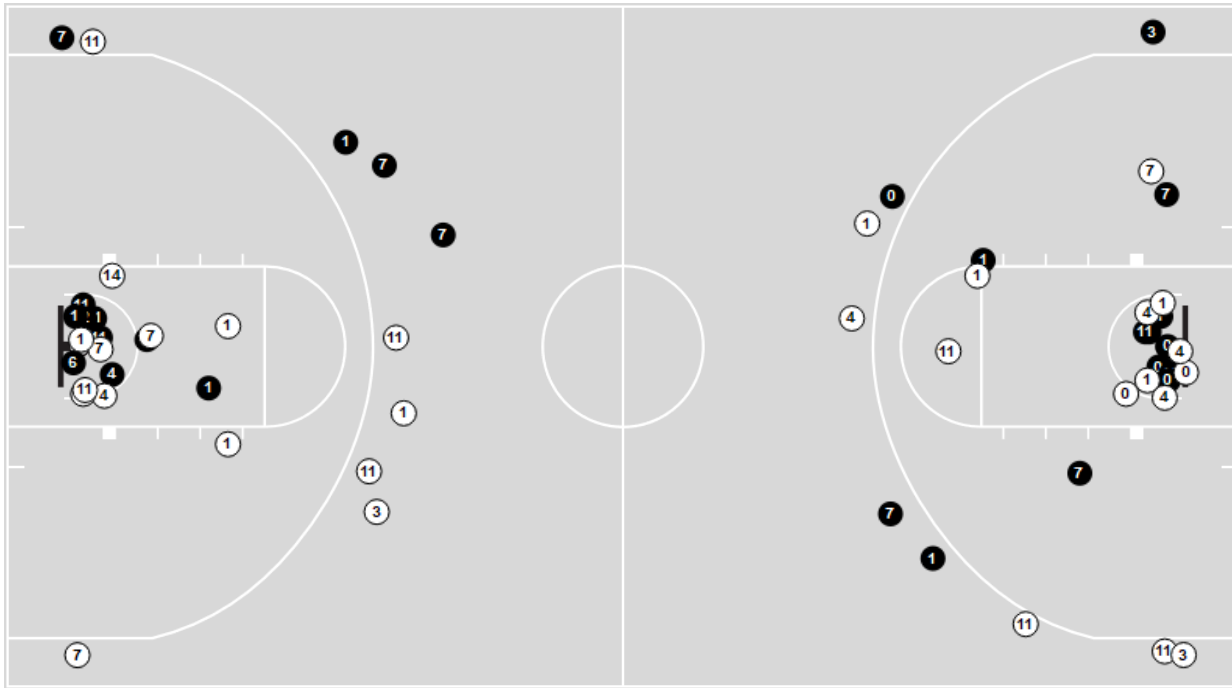
Stanford	M/A	%
Points in the Paint	32 (16/32)	50
Fast Break Points	0 (0/0)	0
Second Chance Points	13 (7/14)	50
Effective FG%	49	



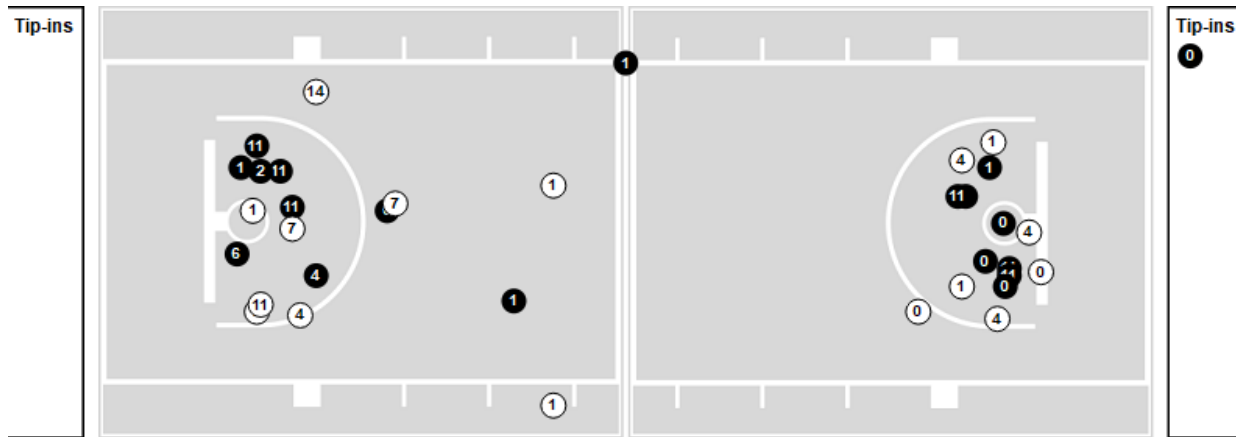
Players => All ; FG Types => All ; Results => All ;

Clemson

All Field Goals



Shots in the Paint



● Made ○ Missed N - Player Number

Clemson	M/A	%
Field Goals	28/58	48
2 Points	20/39	51
3 Points	8/19	42
Free Throws	21/24	88

Clemson	M/A	%
Points in the Paint	34 (17/32)	53
Fast Break Points	12 (8/8)	100
Second Chance Points	15 (9/13)	69
Effective FG%	55	